

Grundy Gallop

Sold [John Michael Montgomery]

1

Left Shuffle ¼ Turn

1	Step Left Forward TURNING	
and	Close Right Beside Left	
2	Step Left Forward TURNING	

Right Shuffle ¼ Turn

3	Step Right Forward TURNING	
and	Close Left Beside Right	
4	Step Right Forward TURNING	

Left Shuffle ¼ Turn

5	Step Left Forward TURNING	
and	Close Right Beside Left	
6	Step Left Forward TURNING	

Right Shuffle ¼ Turn

7	Step Right Forward TURNING	
and	Close Left Beside Right	
8	Step Right Forward TURNING	

Grundy Gallop Sold [John Michael Montgomery]

Side Touch Left

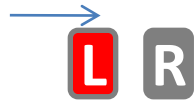
9

Touch Left Toe to Left Side



10

Step Left beside Right



Side Touch Right

11

Touch Right Toe to Right Side



12

Step Right Beside Left



Left Heel Toe

13

TOUCH Left Heel Forward



14

TOUCH Left Toe Back



Left Shuffle

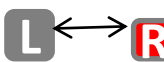
15

Step Forward Left



and

Step Right Beside Left



16

Step Forward Left



Right Heel Toe

17

TOUCH Right Heel Forward



18

TOUCH Right Toe Back



Right Shuffle

19

Step Forward Right



and

Step Left Beside Right



20

Step Forward Right



Grundy Gallop

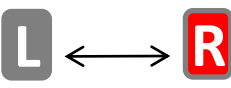
Sold [John Michael Montgomery]

3

Left Rock Forward



21	Rock Left Forward	
22	RECOVER Back onto Right	

Back Shuffle


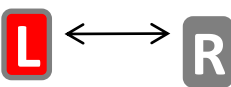
23	Step Left Back	
and	Close Right Beside Left	

24	Step Left Back	
----	----------------	---

Right Back Rock

25	Rock Right Back	
26	RECOVER Forward onto Left	

Shuffle

27	Step Forward Right	
and	Step Left Beside Right	


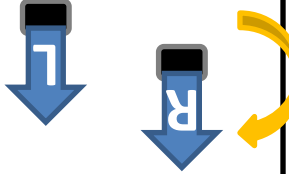

28	Step Forward Right	
----	--------------------	---

Grundy Gallop

Sold [John Michael Montgomery]

4

Step Pivot

29	Step Left Forward	
30	PIVOT ½ Turn Right	
Shuffle		
31	STOMP Left	
32	STOMP Right	